

GMT-H4

Four-channel Weighing Indicator



GMT-H4

Four-channel Weighing Indicator



GMT-H4 is a four-channel weighing indicator, designed for the weighing system with multiple load cells, specially for large weighing range. It is stable and easy to operate, which can be widely used in various weighing applications: silo weighing, batching, liquid filling, etc.



HARDWARE HIGHLIGHT



- Wall mount or panel mount installation available, stainless steel case;
- IP67 for wall mount case and front panel;
- Four independent load cell input channels;
- Two-screen display: LED and OLED;

Configuration interface:

Standard: 1 RS485 and 1 RS232; ② 4 inputs 6 outputs I/O;

Optional: ① Modbus TCP/IP; ② Profinet/Ethernet/CC-Link IE;

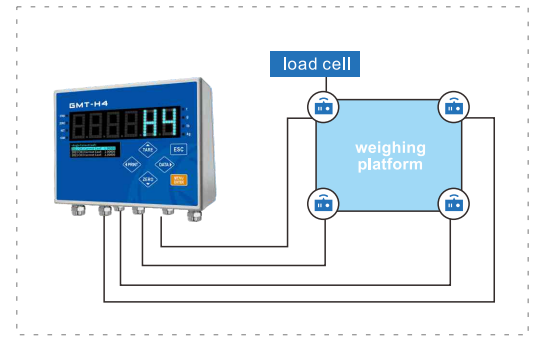


SOFTWARE HIGHLIGHT

- Two-screen with Chinese and English display, easy to operate;
- Four-channel combination mode for digital weighing system;
- Each load cell's data can be checked in detail;
- Intelligent load cell installation and automatic angular difference adjustment;
- Calibration without weight function by higher accurate load cell parameters;
- Support special weighing system, each channel can be involved in different ranges and different sensitivity of the load cell;
- Preset point output

Usage:

- Multiple load cells can connect to the GMT-H4 directly without junction box;
- Bright LED main screen displays the total weight allowing to see under sunshine or long distance;
- OLED screen can check each load cell's weighing data in detail.



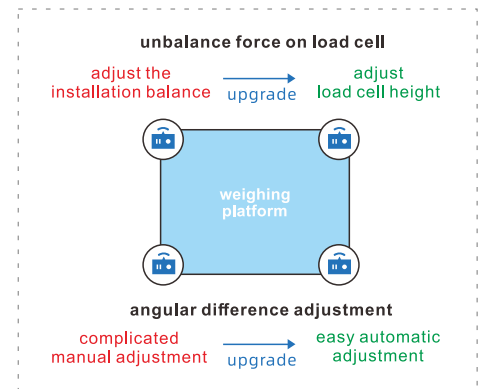
```
#1 Weight: 130kg
#2 Weight: 120kg
#3 Weight: 120kg
#4 Weight: 120kg
```

```
#1 VOLT: 0.4845mV < 15.0000mV
#2 VOLT: 0.4836mV < 15.0000mV
#3 VOLT: 0.4836mV < 15.0000mV
#4 VOLT: 0.4836mV < 15.0000mV
```

```
#1 PRES: 640kg < 900000kg
#2 PRES: 640kg < 900000kg
#3 PRES: 640kg < 900000kg
#4 PRES: 640kg < 900000kg
```

Load Cell Installation:

- GMT-H4 can remind the force data during load cell installation. Adjust the height of load cell according to the force of each load cell;
- Automatic adjustment of the angular difference, to avoid the repeated adjustment process.



```
281 Angle Correct Samp
press 1 corner, Enter
```

```
<Angle Correct Coef>
2821 CH1 Correct Coef: 1.00000
2822 Ch2 Correct Coef: 1.00000
2823 Ch3 Correct Coef: 1.00000
```

```
#1: 0.4839mV #2: 0.4831mV
#3: 0.4831mV #4: 0.4832mV
Install OK
```

Early Warning Function:

- GMT-H4 has detection and early warning functions which is helpful for users to intuitively understand the working state of the weighing system. It can detect and remind the below problems:

Unbalance load

GMT-H4 can detect the load at different positions on the weighing platform to avoid the weighing error caused by partial load.

Installation base subsidence

GMT-H4 can identify changes or settlement of the foundation to prevent inaccurate weighing due to unstable foundation.

Load cell damage

GMT-H4 can real time monitor the load cell status and identify the load cell damage to ensure the weighing accuracy.

Load cell wiring failure

GMT-H4 can real time monitor the load cell wiring status for identifying and reminding the fault immediately.

Emergency use

When the load cell damaged, GMT-H4 can switch the load cell to emergency use mode to make sure the production runs well.

```
Scale body tilt
any key clear alarm
```

```
#1 Weight: 19.00kg
#2 Weight: 19.00kg
#3 Weight: 19.00kg
#4 Weight: Loadcell Tilt
```

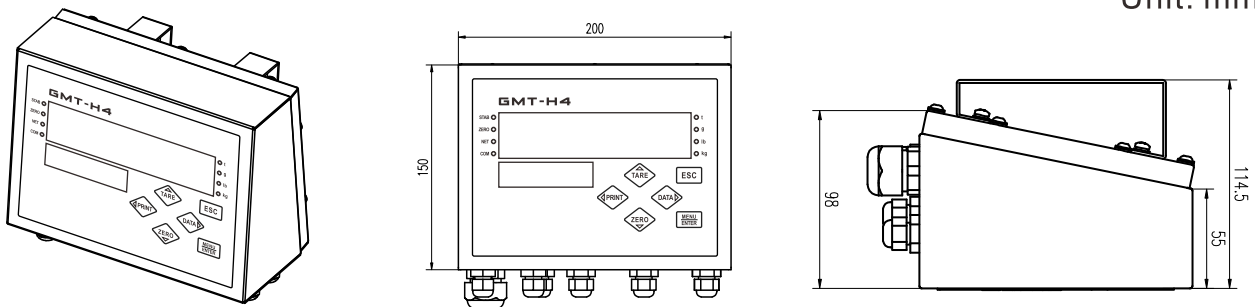
```
#1 Weight: 19.00kg
#2 Weight: 19.00kg
#3 Weight: 19.00kg
#4 Weight: LC broken
```

```
#1 Weight: 3.50kg
#2 Weight: 3.50kg
#3 Weight: 3.50kg
#4 Weight: No LC or EX Error
```

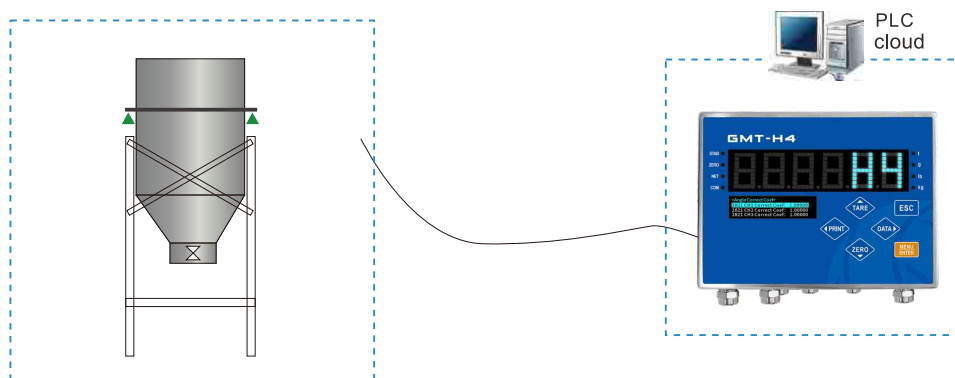
Specifications

General Specifications	Model	GMT-H4
	Power	DC 24V ± 10%
	Certificated Environment	-10 ~ 40°C; 90%R.H no condensation
	Operating Environment	-40 ~ 70°C; 90%R.H no condensation
	Power Consumption	Approx. 20W
	Calibration standard	ClassIII6000e, 1μV/e
	Size	200mm x 150mm x 120mm
Measurement Parameters	Load Cell Channel	Four independent analog load cell input channels
	Nonlinearity	0.01%F.S
	Gain Drift	10 PPM/°C
	Sensitivity	0.01μV/d
	Load Cell Power	DC5V, 200mA(Max)
	Maximum Display Accuracy	1/000000
	A/D Sampling Rate	50/100/200/400/800Hz

Unit: mm



Applications Diagram



Schematic diagram of weighing data transmission